


MUNICIPIO DE COQUIMATLAN, COL.
Sistema Integral de Contabilidad Gubernamental
ESTADO ANALITICO DEL EJERCICIO DEL PRESUPUESTO DE EGRESOS
 Clasificación Administrativa

DEL 1 DE AGOSTO AL 31 DE AGOSTO DE 2022

Análisis por: Clasificación Administrativa

Clave Presupuestaria	Descripción	Aprobado Ago-Ago	Ampliaciones / (Reducciones) Ago-Ago	Modificado Ago-Ago	DpC Ago- Ago	Devengado Ago-Ago	Pagado Ago-Ago	Subejercicio Ago-Ago
01	REGIDORES	265,908.88	-11,850.00	254,058.88	0.00	254,058.88	247,108.88	0.00
01 01	REGIDORES	265,908.88	-11,850.00	254,058.88	0.00	254,058.88	247,108.88	0.00
01 01 01	DESPACHO DE REGIDORES	265,908.88	-11,850.00	254,058.88	0.00	254,058.88	247,108.88	0.00
02	PRESIDENCIA MUNICIPAL	373,801.36	-184,794.95	189,006.41	0.00	189,006.41	173,256.24	0.00
02 01	PRESIDENCIA MUNICIPAL	373,801.36	-184,794.95	189,006.41	0.00	189,006.41	173,256.24	0.00
02 01 01	DESPACHO DE PRESIDENCIA	143,244.12	-21,063.55	122,180.57	0.00	122,180.57	106,430.40	0.00
02 01 02	SECRETARIA PARTICULAR	230,557.24	-163,731.40	66,825.84	0.00	66,825.84	66,825.84	0.00
03	SECRETARIA DEL H AYUNTAMIENTO	993,503.23	-284,255.78	709,247.45	0.00	709,247.45	699,436.05	0.00
03 01	SECRETARIA DEL H AYUNTAMIENTO	993,503.23	-284,255.78	709,247.45	0.00	709,247.45	699,436.05	0.00
03 01 01	DESPACHO DE SECRETARIA DEL H AYUNTAMIENTO	408,230.43	-115,021.46	293,208.97	0.00	293,208.97	284,649.77	0.00
03 01 02	DIRECCION DE ASUNTOS JURIDICOS	76,698.65	-19,111.53	57,587.12	0.00	57,587.12	57,587.12	0.00
03 01 03	DIRECCION DE COMUNICACION SOCIAL	67,008.58	-12,796.57	54,212.01	0.00	54,212.01	53,712.01	0.00
03 01 04	DIRECCION DE CULTURA	76,795.41	-15,822.95	60,972.46	0.00	60,972.46	60,972.46	0.00
03 01 05	DIRECCION DE DEPORTES	142,398.52	-34,689.61	107,708.91	0.00	107,708.91	106,956.71	0.00
03 01 08	JUNTA MUNICIPAL DE PUEBLO JUAREZ	187,171.64	-69,213.66	117,957.98	0.00	117,957.98	117,957.98	0.00
03 01 09	COMISARIAS MUNICIPALES	35,200.00	-17,600.00	17,600.00	0.00	17,600.00	17,600.00	0.00
04	OFICIALIA MAYOR	1,944,383.39	-315,687.02	1,628,696.37	0.00	1,628,696.37	1,440,313.62	0.00
04 01	OFICIALIA MAYOR	1,944,383.39	-315,687.02	1,628,696.37	0.00	1,628,696.37	1,440,313.62	0.00
04 01 01	DESPACHO DE OFICIALIA MAYOR	1,217,836.23	-222,751.95	995,084.28	0.00	995,084.28	824,093.91	0.00
04 01 03	DEPARTAMENTO DE RECURSOS HUMANOS	697,483.03	-92,460.87	605,022.16	0.00	605,022.16	587,629.78	0.00
04 01 05	DEPARTAMENTO DE INFORMATICA	29,064.13	-474.20	28,589.93	0.00	28,589.93	28,589.93	0.00
05	TESORERIA MUNICIPAL	782,749.13	-314,890.04	467,859.09	0.00	467,859.09	455,486.15	0.00
05 01	TESORERIA MUNICIPAL	782,749.13	-314,890.04	467,859.09	0.00	467,859.09	455,486.15	0.00
05 01 01	DESPACHO DE TESORERIA MUNICIPAL	652,029.77	-283,810.35	368,219.42	0.00	368,219.42	355,846.48	0.00
05 01 02	DIRECCION DE INGRESOS	8,457.42	18,026.50	26,483.92	0.00	26,483.92	26,483.92	0.00
05 01 03	DIRECCION DE EGRESOS Y CONTABILIDAD	55,892.49	-15,464.42	40,428.07	0.00	40,428.07	40,428.07	0.00
05 01 04	DIRECCION DE CATASTRO	66,369.45	-33,641.77	32,727.68	0.00	32,727.68	32,727.68	0.00
06	CONTRALOR MUNICIPAL	25,673.50	-150.99	25,522.51	0.00	25,522.51	25,022.51	0.00
06 01	CONTRALOR MUNICIPAL	25,673.50	-150.99	25,522.51	0.00	25,522.51	25,022.51	0.00
06 01 01	DESPACHO DEL CONTRALOR MUNICIPAL	25,673.50	-150.99	25,522.51	0.00	25,522.51	25,022.51	0.00
07	DIRECCION DE OBRAS PUBLICAS, DESARROLLO URBANO Y ECOLOGIA	325,325.29	2,049,757.67	2,375,082.96	4,349.84	2,485,813.04	2,118,479.19	-110,730.08
07 01	DIRECCION DE OBRAS PUBLICAS, DESARROLLO URBANO Y ECOLOGIA	325,325.29	2,049,757.67	2,375,082.96	4,349.84	2,485,813.04	2,118,479.19	-110,730.08
07 01 01	DESPACHO DE LA DIRECCION DE OBRAS PUBLICAS, DESARROLLO URBANO Y ECOLOGIA	325,325.29	-176,187.46	149,137.83	0.00	149,137.83	146,012.83	0.00
07 01 02	DEPARTAMENTO DE OBRAS PUBLICAS	0.00	2,225,945.13	2,225,945.13	4,349.84	2,336,675.21	1,972,466.36	-110,730.08




MUNICIPIO DE COQUIMATLAN, COL.
Sistema Integral de Contabilidad Gubernamental
ESTADO ANALITICO DEL EJERCICIO DEL PRESUPUESTO DE EGRESOS

Clasificación Administrativa

DEL 1 DE AGOSTO AL 31 DE AGOSTO DE 2022

Análisis por: Clasificación Administrativa

Clave Presupuestaria UP-UR-UE	Descripción	Aprobado Ago-Ago	Ampliaciones / (Reducciones) Ago-Ago	Modificado Ago-Ago	DpC: Ago- Ago	Devengado Ago-Ago	Pagado Ago-Ago	Subejercicio Ago-Ago
08	DIRECCION DE SERVICIOS PUBLICOS	1,658,156.46	-52,608.94	1,605,547.52	0.00	1,605,547.52	1,501,370.64	0.00
08 01	DIRECCION DE SERVICIOS PUBLICOS	1,658,156.46	-52,608.94	1,605,547.52	0.00	1,605,547.52	1,501,370.64	0.00
08 01 01	DESPACHO DE LA DIRECCION DE SERVICIOS PUBLICOS	1,590,583.67	-36,189.71	1,554,393.96	0.00	1,554,393.96	1,450,217.08	0.00
08 01 03	DEPARTAMENTO DE PARQUES Y JARDINES	55,838.57	-15,328.24	40,510.33	0.00	40,510.33	40,510.33	0.00
08 01 06	DEPARTAMENTO DE PANTEON	11,734.22	-1,090.99	10,643.23	0.00	10,643.23	10,643.23	0.00
09	DIRECCION DE SEGURIDAD PUBLICA, TRANSITO Y VIALIDAD	1,263,464.25	-338,890.32	924,573.93	0.00	924,573.93	880,211.22	0.00
09 01	DIRECCION DE SEGURIDAD PUBLICA, TRANSITO Y VIALIDAD	1,263,464.25	-338,890.32	924,573.93	0.00	924,573.93	880,211.22	0.00
09 01 01	SEGURIDAD PUBLICA, TRANSITO Y VIALIDAD	1,263,464.25	-338,890.32	924,573.93	0.00	924,573.93	880,211.22	0.00
10	DIRECCION DE DESARROLLO MUNICIPAL	233,542.16	-72,626.72	160,915.44	0.00	160,915.44	160,915.44	0.00
10 01	DIRECCION DE DESARROLLO MUNICIPAL	233,542.16	-72,626.72	160,915.44	0.00	160,915.44	160,915.44	0.00
10 01 01	DESPACHO DE LA DIRECCION DE DESARROLLO MUNICIPAL	96,705.50	-38,602.12	58,103.38	0.00	58,103.38	58,103.38	0.00
10 01 02	DEPARTAMENTO DE PLANEACION	125,103.68	-32,008.88	93,094.80	0.00	93,094.80	93,094.80	0.00
10 01 04	DEPARTAMENTO DE DESARROLLO RURAL	11,732.98	-2,015.72	9,717.26	0.00	9,717.26	9,717.26	0.00
11	ORGANISMOS PUBLICOS DESCENTRALIZADOS	631,711.77	32,566.23	664,278.00	0.00	664,278.00	664,278.00	0.00
11 01	ORGANISMOS PUBLICOS DESCENTRALIZADOS	631,711.77	32,566.23	664,278.00	0.00	664,278.00	664,278.00	0.00
11 01 01	DIF MUNICIPAL	631,711.77	32,566.23	664,278.00	0.00	664,278.00	664,278.00	0.00
12	OBRA PUBLICA E INVERSION	0.00	0.00	0.00	0.00	0.00	0.00	0.00
12 01	OBRA PUBLICA	0.00	0.00	0.00	0.00	0.00	0.00	0.00
12 01 01	OBRA PUBLICA	0.00	0.00	0.00	0.00	0.00	0.00	0.00
13	DEUDA PUBLICA	107,987.75	5,199.53	113,187.28	0.00	113,187.28	113,187.28	0.00
13 01	DEUDA PUBLICA	107,987.75	5,199.53	113,187.28	0.00	113,187.28	113,187.28	0.00
13 01 01	DEUDA PUBLICA	107,987.75	5,199.53	113,187.28	0.00	113,187.28	113,187.28	0.00
14	TRANSFERENCIAS, SUBSIDIOS Y AYUDAS	14,500.00	-5,000.00	9,500.00	0.00	9,500.00	9,500.00	0.00
14 03	AYUDAS	14,500.00	-5,000.00	9,500.00	0.00	9,500.00	9,500.00	0.00
14 03 01	AYUDAS SOCIALES A PERSONAS	14,500.00	-5,000.00	9,500.00	0.00	9,500.00	9,500.00	0.00
TOTAL DEL GASTO:		8,620,707.17	506,768.67	9,127,475.84	4,349.84	9,238,205.92	8,488,565.22	-110,730.08

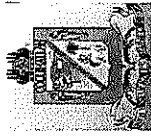


MUNICIPIO DE COQUIMATLAN, COL.
Sistema Integral de Contabilidad Gubernamental
ESTADO ANALITICO DEL EJERCICIO DEL PRESUPUESTO DE EGRESOS
 Clasificación Administrativa

DEL 1 DE ENERO AL 31 DE AGOSTO DE 2022

Análisis por: Clasificación Administrativa

Clave Presupuestaria	Descripción	UP-UR-UE	Aprobado Ene-Ago	Ampliaciones / (Reducciones) Ene-Ago	Modificado Ene-Ago	DpC Ene-Ago	Devengado Ene-Ago	Pagado Ene-Ago	Subejercicio Ene-Ago
01	REGIDORES		2,119,316.04	-94,957.51	2,024,358.53	0.00	2,024,358.53	2,016,058.53	0.00
01 01	REGIDORES		2,119,316.04	-94,957.51	2,024,358.53	0.00	2,024,358.53	2,016,058.53	0.00
01 01 01	DESPACHO DE REGIDORES		2,119,316.04	-94,957.51	2,024,358.53	0.00	2,024,358.53	2,016,058.53	0.00
02	PRESIDENCIA MUNICIPAL		2,626,028.96	-842,221.89	1,783,807.07	0.00	1,783,807.07	1,768,056.90	0.00
02 01	PRESIDENCIA MUNICIPAL		2,626,028.96	-842,221.89	1,783,807.07	0.00	1,783,807.07	1,768,056.90	0.00
02 01 01	DESPACHO DE PRESIDENCIA		1,403,937.33	-254,204.58	1,149,732.75	0.00	1,149,732.75	1,133,982.58	0.00
02 01 02	SECRETARIA PARTICULAR		1,222,091.63	-588,017.31	634,074.32	0.00	634,074.32	634,074.32	0.00
03	SECRETARIA DEL H AYUNTAMIENTO		6,113,523.54	-644,833.48	5,468,690.06	0.00	5,468,690.06	5,458,178.66	0.00
03 01	SECRETARIA DEL H AYUNTAMIENTO		6,113,523.54	-644,833.48	5,468,690.06	0.00	5,468,690.06	5,458,178.66	0.00
03 01 01	DESPACHO DE SECRETARIA DEL H AYUNTAMIENTO		2,487,615.12	-226,958.58	2,260,656.54	0.00	2,260,656.54	2,251,397.34	0.00
03 01 02	DIRECCION DE ASUNTOS JURIDICOS		607,625.83	-193,167.72	414,458.11	0.00	414,458.11	414,458.11	0.00
03 01 03	DIRECCION DE COMUNICACION SOCIAL		444,311.79	-31,051.61	413,260.18	0.00	413,260.18	412,760.18	0.00
03 01 04	DIRECCION DE CULTURA		454,325.70	30,706.52	485,032.22	0.00	485,032.22	485,032.22	0.00
03 01 05	DIRECCION DE DEPORTES		827,723.58	11,321.99	839,045.57	0.00	839,045.57	838,293.37	0.00
03 01 08	JUNTA MUNICIPAL DE PUEBLO JUAREZ		1,010,321.52	-94,884.08	915,437.44	0.00	915,437.44	915,437.44	0.00
03 01 09	COMISARIAS MUNICIPALES		281,600.00	-140,800.00	140,800.00	0.00	140,800.00	140,800.00	0.00
04	OFICIALIA MAYOR		13,874,288.87	-1,561,246.92	12,313,041.95	1,535.60	12,311,506.35	11,687,978.02	1,535.60
04 01	OFICIALIA MAYOR		13,874,288.87	-1,561,246.92	12,313,041.95	1,535.60	12,311,506.35	11,687,978.02	1,535.60
04 01 01	DESPACHO DE OFICIALIA MAYOR		8,007,047.13	-356,087.09	7,650,960.04	1,535.60	7,649,424.44	7,260,249.31	1,535.60
04 01 03	DEPARTAMENTO DE RECURSOS HUMANOS		5,636,819.01	-1,202,981.83	4,433,837.18	0.00	4,433,837.18	4,199,483.98	0.00
04 01 05	DEPARTAMENTO DE INFORMATICA		230,422.73	-2,178.00	228,244.73	0.00	228,244.73	228,244.73	0.00
05	TESORERIA MUNICIPAL		4,615,382.37	-742,144.02	3,873,238.35	0.00	3,873,238.35	3,857,528.62	0.00
05 01	TESORERIA MUNICIPAL		4,615,382.37	-742,144.02	3,873,238.35	0.00	3,873,238.35	3,857,528.62	0.00
05 01 01	DESPACHO DE TESORERIA MUNICIPAL		3,768,712.09	-659,106.57	3,109,605.52	0.00	3,109,605.52	3,093,895.79	0.00
05 01 02	DIRECCION DE INGRESOS		66,840.90	102,224.25	169,065.15	0.00	169,065.15	169,065.15	0.00
05 01 03	DIRECCION DE EGRESOS Y CONTABILIDAD		346,701.97	-14,834.67	331,867.30	0.00	331,867.30	331,867.30	0.00
05 01 04	DIRECCION DE CATASTRO		433,127.41	-170,427.03	262,700.38	0.00	262,700.38	262,700.38	0.00
06	CONTRALOR MUNICIPAL		203,202.50	1,322.77	204,525.27	0.00	204,525.27	204,025.27	0.00
06 01	CONTRALOR MUNICIPAL		203,202.50	1,322.77	204,525.27	0.00	204,525.27	204,025.27	0.00
06 01 01	DESPACHO DEL CONTRALOR MUNICIPAL		203,202.50	1,322.77	204,525.27	0.00	204,525.27	204,025.27	0.00
07	DIRECCION DE OBRAS PUBLICAS, DESARROLLO URBANO Y ECOLOGIA		1,822,400.33	7,003,452.44	8,825,852.77	9,012.80	6,146,088.35	5,777,754.50	2,679,764.42
07 01	DIRECCION DE OBRAS PUBLICAS, DESARROLLO URBANO Y ECOLOGIA		1,822,400.33	7,003,452.44	8,825,852.77	9,012.80	6,146,088.35	5,777,754.50	2,679,764.42
07 01 01	DESPACHO DE LA DIRECCION DE OBRAS PUBLICAS, DESARROLLO URBANO Y ECOLOGIA		1,822,400.33	-443,534.83	1,378,865.50	0.00	1,378,865.50	1,374,740.50	0.00
07 01 02	DEPARTAMENTO DE OBRAS PUBLICAS		0.00	7,446,987.27	7,446,987.27	9,012.80	4,767,222.85	4,403,014.00	2,679,764.42



MUNICIPIO DE COQUIMATLAN, COL.
Sistema Integral de Contabilidad Gubernamental
ESTADO ANALITICO DEL EJERCICIO DEL PRESUPUESTO DE EGRESOS

Clasificación Administrativa

DEL 1 DE ENERO AL 31 DE AGOSTO DE 2022

Análisis por: Clasificación Administrativa

Clave Presupuestaria	Descripción	UP-UR-UE	Aprobado Ene-Ago	Ampliaciones / (Reducciones) Ene-Ago	Modificado Ene-Ago	DpC Ene-Ago	Devengado Ene-Ago	Pagado Ene-Ago	Subejercicio Ene-Ago
08	DIRECCION DE SERVICIOS PUBLICOS		10,880,857.97	-1,12,779.75	10,768,078.22	0.00	10,768,078.22	10,492,293.08	0.00
08 01	DIRECCION DE SERVICIOS PUBLICOS		10,880,857.97	-1,12,779.75	10,768,078.22	0.00	10,768,078.22	10,492,293.08	0.00
08 01 01	DESPACHO DE LA DIRECCION DE SERVICIOS PUBLICOS		10,390,674.36	-58,978.54	10,331,695.82	0.00	10,331,695.82	10,055,910.68	0.00
08 01 03	DEPARTAMENTO DE PARQUES Y JARDINES		397,250.35	-44,983.80	352,266.55	0.00	352,266.55	352,266.55	0.00
08 01 06	DEPARTAMENTO DE PANTEON		92,933.26	-8,817.41	84,115.85	0.00	84,115.85	84,115.85	0.00
09	DIRECCION DE SEGURIDAD PUBLICA, TRANSITO Y VIALIDAD		9,523,010.39	368,233.77	9,891,244.16	0.00	9,891,244.16	9,764,835.71	0.00
09 01	DIRECCION DE SEGURIDAD PUBLICA, TRANSITO Y VIALIDAD		9,523,010.39	368,233.77	9,891,244.16	0.00	9,891,244.16	9,764,835.71	0.00
09 01 01	SEGURIDAD PUBLICA, TRANSITO Y VIALIDAD		9,523,010.39	368,233.77	9,891,244.16	0.00	9,891,244.16	9,764,835.71	0.00
10	DIRECCION DE DESARROLLO MUNICIPAL		1,473,202.92	-198,744.72	1,274,458.20	0.00	1,274,458.20	1,274,458.20	0.00
10 01	DIRECCION DE DESARROLLO MUNICIPAL		1,473,202.92	-198,744.72	1,274,458.20	0.00	1,274,458.20	1,274,458.20	0.00
10 01 01	DESPACHO DE LA DIRECCION DE DESARROLLO MUNICIPAL		580,670.51	-110,651.10	470,019.41	0.00	470,019.41	470,019.41	0.00
10 01 02	DEPARTAMENTO DE PLANEACION		799,608.95	-62,250.60	737,358.35	0.00	737,358.35	737,358.35	0.00
10 01 04	DEPARTAMENTO DE DESARROLLO RURAL		92,923.46	-25,843.02	67,080.44	0.00	67,080.44	67,080.44	0.00
11	ORGANISMOS PUBLICOS DESCENTRALIZADOS		5,352,154.87	98,569.13	5,450,724.00	0.00	5,450,724.00	5,450,724.00	0.00
11 01	ORGANISMOS PUBLICOS DESCENTRALIZADOS		5,352,154.87	98,569.13	5,450,724.00	0.00	5,450,724.00	5,450,724.00	0.00
11 01 01	DIF MUNICIPAL		5,352,154.87	98,569.13	5,450,724.00	0.00	5,450,724.00	5,450,724.00	0.00
12	OBRA PUBLICA E INVERSION		17,446,925.22	-17,446,925.22	0.00	0.00	0.00	0.00	0.00
12 01	OBRA PUBLICA		17,446,925.22	-17,446,925.22	0.00	0.00	0.00	0.00	0.00
12 01 01	OBRA PUBLICA		17,446,925.22	-17,446,925.22	0.00	0.00	0.00	0.00	0.00
13	DEUDA PUBLICA		786,687.77	43,974.72	830,662.49	0.00	830,662.49	830,662.49	0.00
13 01	DEUDA PUBLICA		786,687.77	43,974.72	830,662.49	0.00	830,662.49	830,662.49	0.00
13 01 01	DEUDA PUBLICA		786,687.77	43,974.72	830,662.49	0.00	830,662.49	830,662.49	0.00
14	TRANSFERENCIAS, SUBSIDIOS Y AYUDAS		199,896.00	-75,505.00	124,391.00	0.00	124,391.00	124,391.00	0.00
14 03	AYUDAS		199,896.00	-75,505.00	124,391.00	0.00	124,391.00	124,391.00	0.00
14 03 01	AYUDAS SOCIALES A PERSONAS		199,896.00	-75,505.00	124,391.00	0.00	124,391.00	124,391.00	0.00
TOTAL DEL GASTO:			77,036,877.75	-14,203,805.68	62,833,072.07	10,548.40	60,151,772.05	58,706,944.98	2,681,300.02